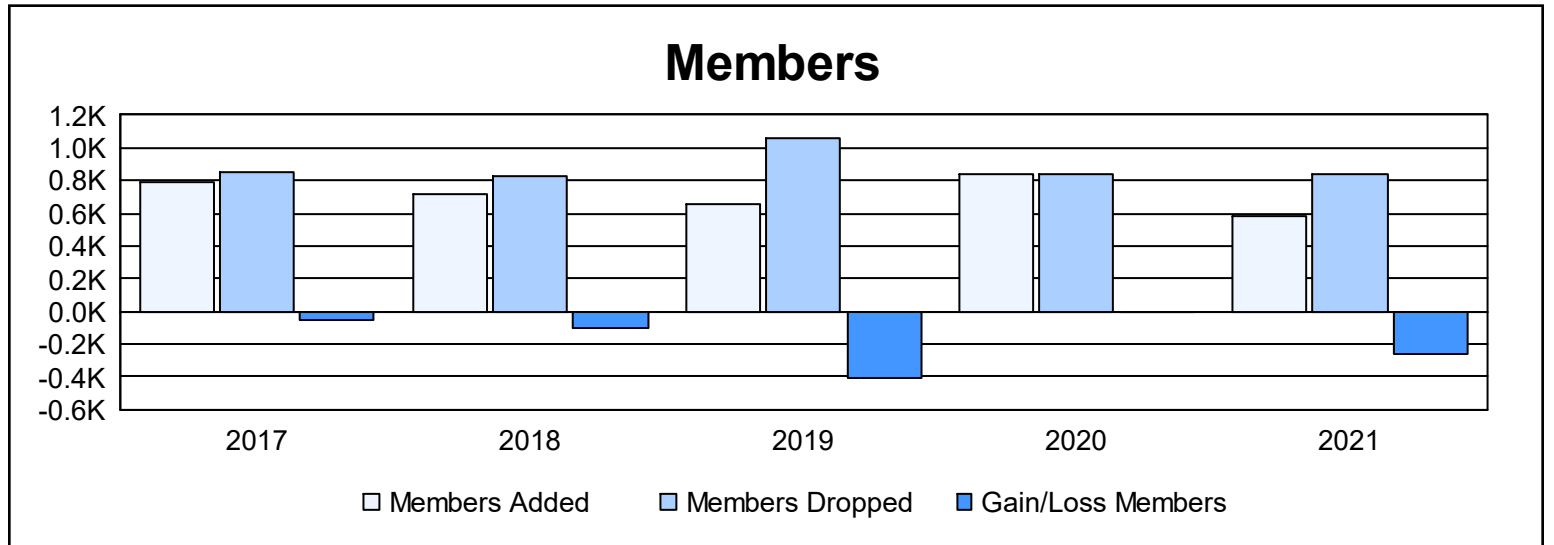
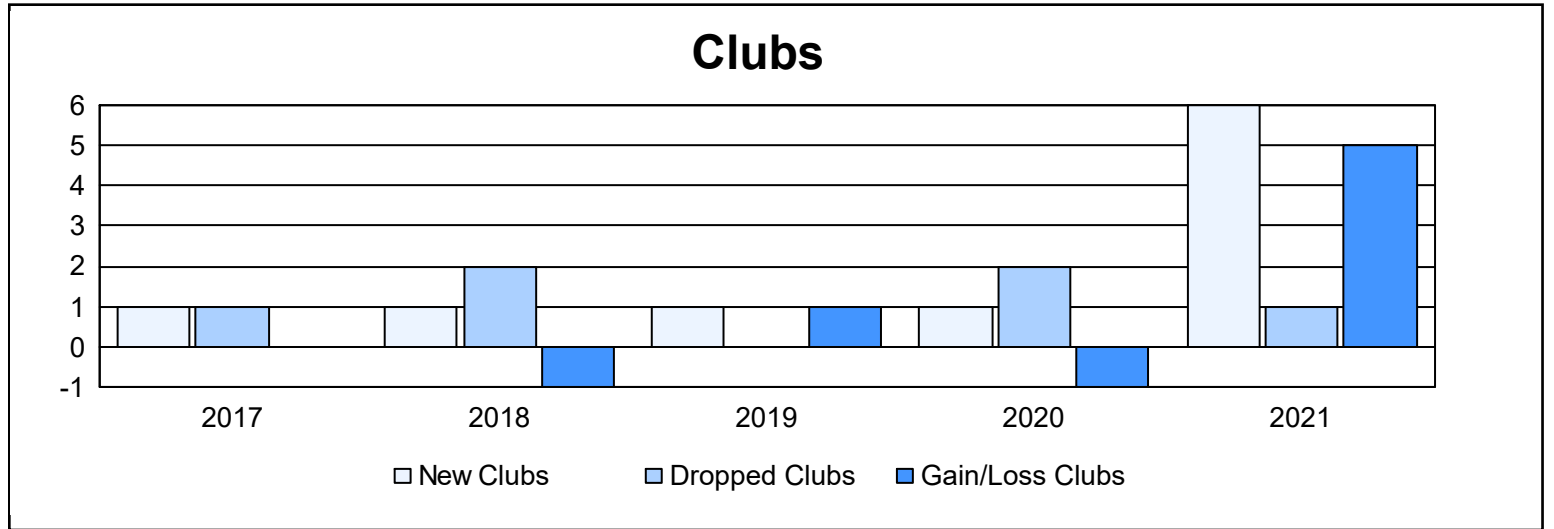
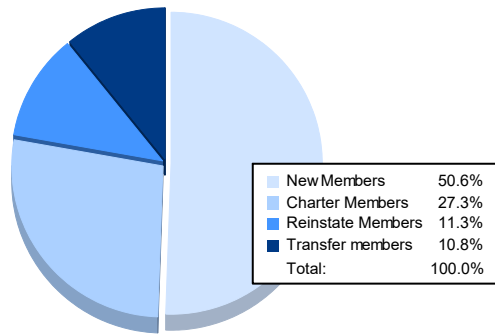


Year	New Clubs	Dropped Clubs	Gain/ Loss Clubs	New Members	Charter Members	Reinstate Members	Transfer Members	Total Member Added	Total Members Dropped	Gain/ Loss Members
2016-2017	1	1	0	701	21	36	35	793	850	-57
2017-2018	1	2	-1	609	23	57	34	723	825	-102
2018-2019	1	0	1	534	21	42	54	651	1,063	-412
2019-2020	1	2	-1	716	24	41	56	837	843	-6
2020-2021	6	1	5	295	159	66	63	583	842	-259
<b>Average</b>	<b>2</b>	<b>1</b>	<b>1</b>	<b>571</b>	<b>50</b>	<b>48</b>	<b>48</b>	<b>717</b>	<b>885</b>	<b>-167</b>



### Membership Composition June 2021 Cumulative



### Gender Composition June 2021 Cumulative

